



Podium

On the desktop

1. Touchscreen
2. Monitor
3. Goose neck mic

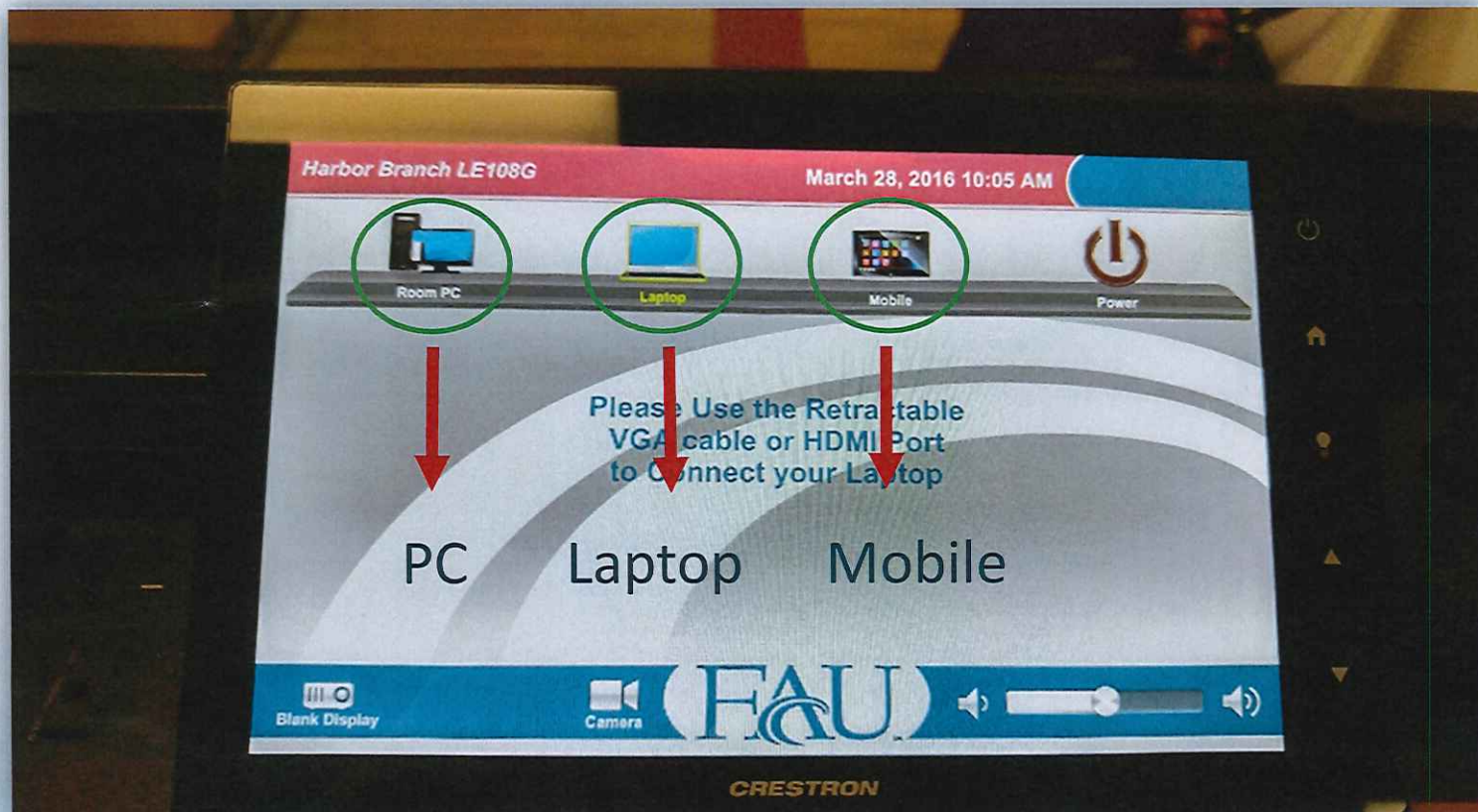
4. Revo lab mics

- Microphone for recording when moving around
- Clip them on

5. Cable cubby contains

- USB port for recording
- Cable for laptop audio
- HDMI cable
- VGA cable

Turn on the system by touching the screen and Choose PC, Laptop or Mobile



PC — Push the power button on the monitor and logon using FAUNetID
(FAU\username and password)

Laptop

Use retractable cables
to connect your laptop

HDMI

VGA



USB Recording Station Record Video, Audio and Content

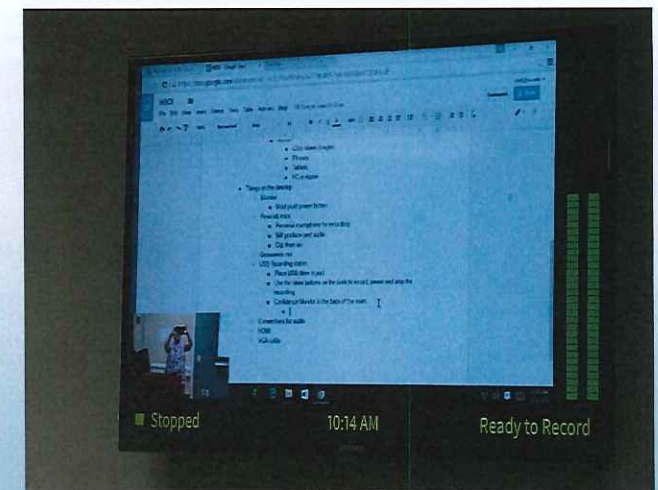
- Place USB drive in port
- Use the silver buttons on the desk to begin recording, pause and stop the recording
- *Before Recording*
 - Check Confidence Monitor in the back of the room
 - Make sure volume meter is within **green range**

Record = recording

Pause = pause the recording, to resume push record

Stop = end recording

- Time
- Elapsed time displays length of recording
- **DO NOT REMOVE USB DRIVE UNTIL RECORDING IS STOPPED**
- To view recording remove USB drive and place in computer. Navigate to video in the usual way



Mobile/Clickshare

For Laptops

- Click share dongles for laptops limit of 4 showing on screen at one time
- Plug into USB port of laptop
- Need to install software first time
- Software is on the **dongle**
- Install software first and then install launcher
- When dongle goes solid white push button
 - It changes to red
- To remove from screen push button again



HARBOR BRANCH

FLORIDA ATLANTIC UNIVERSITY*

How do I use Collaboration/Presentation room?
Ocean Science for a Better World®

Mobile/Clickshare

For iPhone or iPad

- Airplay (slide up from bottom of phone)
- Select HBLE108G
- Turn mirroring on
- Wifi will only show anything that does not need internet
- With cell service you can use internet




Mobile/Clickshare

For Android

- Install Clickshare Barco App from Play Store
- Go to WiFi and select Clickshare network
- Open app and follow prompts
- Choose what to share

Apps



ClickShare
Barco



Google Play

HARBOR BRANCH

FLORIDA ATLANTIC UNIVERSITY*

How do I use Collaboration/Presentation room?

Ocean Science for a Better World®

