

Activity ID	Activity Name	Dur	Start	Finish	June 2024				July 2024				August 2024				September 2024				October 2024				November 2024				December 2024				January 2025				February 2025			
					09	16	23	30	07	14	21	28	04	11	18	25	01	08	15	22	29	06	13	20	27	03	10	17	24	01	08	15	22	29	05	12	19	26	02	09
<b>BOC03RF - Library Bldg. 3 Deferred Maintenance Project (current)</b>																																								
<b>EXECUTIVE SUMMARY (calendar days)</b>																																								
RT80-ES-01	Skanska owner rep. const. mgmt. services duration (800 Hours)	100	10-Jun-24 A	28-Oct-24	Skanska owner rep. const. mgmt. services duration (800 Hours)																																			
<b>MILESTONES</b>																																								
RT80-50	Interior Construction Start (Lobby & 5th Floor East)	0	10-Jun-24 A		Interior Construction Start (Lobby & 5th Floor East)																																			
RT80-1065	4th Floor East Start	0	19-Jun-24 A		◆ 4th Floor East Start																																			
RT80-240	Lobby Area Completion	0		12-Jul-24	◆ Lobby Area Completion																																			
RT80-100	5th Floor East Completion	0		22-Jul-24	◆ 5th Floor East Completion																																			
RT80-1070	3rd Floor East Start	0	02-Aug-24		◆ 3rd Floor East Start																																			
RT80-270	4th Floor East Completion	0		05-Aug-24	◆ 4th Floor East Completion																																			
RT80-1075	2nd Floor East Start	0	04-Sep-24		◆ 2nd Floor East Start																																			
RT80-275	3rd Floor East Completion	0		05-Sep-24	◆ 3rd Floor East Completion																																			
RT80-1080	1st Floor East Start	0	04-Oct-24		◆ 1st Floor East Start																																			
RT80-285	2nd Floor East Completion	0		07-Oct-24	◆ 2nd Floor East Completion																																			
RT80-310	Exterior Windows Work Completion	0		11-Oct-24	◆ Exterior Windows Work Completion																																			
RT80-1085	3rd Floor West Start	0	05-Nov-24		◆ 3rd Floor West Start																																			
RT80-290	1st Floor East Completion	0		06-Nov-24	◆ 1st Floor East Completion																																			
RT80-1090	2nd Floor West Start	0	09-Dec-24		◆ 2nd Floor West Start																																			
RT80-295	3rd Floor West Completion	0		10-Dec-24	◆ 3rd Floor West Completion																																			
RT80-1095	1st Floor West Start	0	10-Jan-25		◆ 1st Floor West Start																																			
RT80-300	2nd Floor West Completion	0		13-Jan-25	◆ 2nd Floor West Completion																																			
RT80-1100	Air Handling Units Completion	0		11-Feb-25	◆ Air Handling Units Completion																																			
RT80-305	1st Floor West Completion	0		12-Feb-25	◆ 1st Floor West Completion																																			
RT80-1060	Project Substantial Completion	0		12-Feb-25	◆ Project Substantial Completion																																			
<b>PRECONSTRUCTION</b>																																								
RT80-45	Skanska agent for owner const. mgmt. service proposal preparation	10	01-Apr-24 A	07-May-24 A	Skanska agent for owner const. mgmt. service proposal preparation																																			
RT80-30	Proposal approval / PO.	5	08-May-24 A	15-May-24 A	Proposal approval / PO.																																			
<b>PROCUREMENT</b>																																								
<b>Air Handling Units</b>																																								
RT80-120	Fab. & delivery of AHUs (32 weeks, 160 Working Days)	160	28-May-24 A	14-Jan-25	Fab. & delivery of AHUs																																			
<b>Difusers / Grills / 2 x 4 Lighting Fixtures</b>																																								
RT80-315	Fab. & delivery of grills and difusers	20	28-May-24 A	08-Jul-24	Fab. & delivery of grills and difusers																																			
RT80-335	Order and Delivery of 2 x 4 lighting fixtures	20	10-Jun-24 A	15-Jul-24	Order and Delivery of 2 x 4 lighting fixtures																																			
<b>CONSTRUCTION</b>																																								
<b>Field Mobilization and Site Logistics Implementation</b>																																								
RT80-320	Order, delivery and set up of dumpster	4	28-May-24 A	11-Jun-24 A	Order, delivery and set up of dumpster																																			
RT80-325	Order, delivery of aerial work platform	4	28-May-24 A	14-Jun-24 A	Order, delivery of aerial work platform																																			
RT80-330	Order, delivery and set up of portable toilets	4	28-May-24 A	11-Jun-24 A	Order, delivery and set up of portable toilets																																			
<b>Lobby &amp; Foyer Area</b>																																								
RT80-950	Capture area (barricade, sign, covering, air scrubbers, etc.) - Lobby	2	10-Jun-24 A	11-Jun-24 A	Capture area (barricade, sign, covering, air scrubbers, etc.) - Lobby																																			
RT80-955	FAU Raise / Remove / Safe-off (Speakers, Cameras, Smoke Detectors, WAPs) - Lobby	3	12-Jun-24 A	14-Jun-24 A	FAU Raise / Remove / Safe-off (Speakers, Cameras, Smoke Detectors, WAPs) - Lobby																																			
RT80-965	Isolate Lighting Circuits (as needed) - Lobby	3	12-Jun-24 A	14-Jun-24 A	Isolate Lighting Circuits (as needed) - Lobby																																			
RT80-975	Removal and disposal of ceiling tiles - Lobby	3	12-Jun-24 A	14-Jun-24 A	Removal and disposal of ceiling tiles - Lobby																																			
RT80-980	Demolition of ceiling grid - Lobby	3	17-Jun-24 A	19-Jun-24 A	Demolition of ceiling grid - Lobby																																			



Date	Revision	Checked	Approved

Activity ID	Activity Name	Dur	Start	Finish	June 2024				July 2024				August 2024				September 2024				October 2024				November 2024				December 2024				January 2025				February 2025			
					09	16	23	30	07	14	21	28	04	11	18	25	01	08	15	22	29	06	13	20	27	03	10	17	24	01	08	15	22	29	05	12	19	26	02	09
RT80-990	FAU strap / support low voltage cables - Lobby	2	20-Jun-24 A	21-Jun-24 A	■ FAU strap / support low voltage cables - Lobby																																			
RT80-995	Install new ceiling grid - Lobby	4	24-Jun-24 A	03-Jul-24	■ Install new ceiling grid - Lobby																																			
RT80-1015	Install ceiling tile - Lobby	3	01-Jul-24 A	05-Jul-24	■ Install ceiling tile - Lobby																																			
RT80-1000	FAU - Reinstall devices (smoke detectors, sprinklers covers) - Lobby	2	05-Jul-24	08-Jul-24	■ FAU - Reinstall devices (smoke detectors, sprinklers covers) - Lobby																																			
RT80-1010	Install new lighting - Lobby	3	08-Jul-24	10-Jul-24	■ Install new lighting - Lobby																																			
RT80-1025	Clean windows - Lobby	3	08-Jul-24	10-Jul-24	■ Clean windows - Lobby																																			
RT80-1020	Remove protection and clean all areas - Lobby	2	11-Jul-24	12-Jul-24	■ Remove protection and clean all areas - Lobby																																			
<b>East Level 5</b>																																								
RT80-350	FAU Raise / Remove / Safe-off (Speakers, Cameras, Smoke Detectors, WAPs) - E5	3	12-Jun-24 A	14-Jun-24 A	■ FAU Raise / Remove / Safe-off (Speakers, Cameras, Smoke Detectors, WAPs) - E5																																			
RT80-355	Raise and Secure Lighting Fixtures - E5	3	12-Jun-24 A	17-Jun-24 A	■ Raise and Secure Lighting Fixtures - E5																																			
RT80-360	Isolate Lighting Circuits (as needed) - E5	3	12-Jun-24 A	17-Jun-24 A	■ Isolate Lighting Circuits (as needed) - E5																																			
RT80-365	Remove / Safe - off grills and difussers - E5	3	12-Jun-24 A	17-Jun-24 A	■ Remove / Safe - off grills and difussers - E5																																			
RT80-415	Removal and disposal of ceiling tiles - E5	3	12-Jun-24 A	17-Jun-24 A	■ Removal and disposal of ceiling tiles - E5																																			
RT80-370	Demolition of ceiling grid - E5	4	17-Jun-24 A	20-Jun-24 A	■ Demolition of ceiling grid - E5																																			
RT80-375	Perform layout of new grid, lighting and devices - E5	1	26-Jun-24 A	29-Jun-24 A	■ Perform layout of new grid, lighting and devices - E5																																			
RT80-385	Install new ceiling grid - E5	5	01-Jul-24 A	11-Jul-24	■ Install new ceiling grid - E5																																			
RT80-345	Capture area (barricade, sign, covering, air scrubers, etc.) - E5	2	03-Jul-24*	05-Jul-24	■ Capture area (barricade, sign, covering, air scrubers, etc.) - E5																																			
RT80-380	FAU strap / support low voltage cables (spaghetti bowl) - E5	3	08-Jul-24	10-Jul-24	■ FAU strap / support low voltage cables (spaghetti bowl) - E5																																			
RT80-390	FAU - Reinstall devices (Speakers, cameras, smoke detectors, WAPs) - E5	3	11-Jul-24	15-Jul-24	■ FAU - Reinstall devices (Speakers, cameras, smoke detectors, WAPs) - E5																																			
RT80-395	Install new grills and difussers - E5	3	11-Jul-24	15-Jul-24	■ Install new grills and difussers - E5																																			
RT80-405	Install ceiling tile - E5	5	11-Jul-24	17-Jul-24	■ Install ceiling tile - E5																																			
RT80-400	Install new lighting - E5	3	16-Jul-24	18-Jul-24	■ Install new lighting - E5																																			
RT80-410	Remove protection, clean windows, final clean all areas - E5	2	19-Jul-24	22-Jul-24	■ Remove protection, clean windows, final clean all areas - E5																																			
<b>East Level 4</b>																																								
RT80-420	Capture area (barricade, sign, covering, air scrubers, etc.) - E4	2	19-Jun-24 A	20-Jun-24 A	■ Capture area (barricade, sign, covering, air scrubers, etc.) - E4																																			
RT80-450	Demolition of ceiling grid - E4	4	21-Jun-24 A	28-Jun-24 A	■ Demolition of ceiling grid - E4																																			
RT80-445	Removal and disposal of ceiling tiles - E4	3	21-Jun-24 A	28-Jun-24 A	■ Removal and disposal of ceiling tiles - E4																																			
RT80-425	FAU Raise / Remove / Safe-off (Speakers, Cameras, Smoke Detectors, WAPs) - E4	3	24-Jun-24 A	25-Jun-24 A	■ FAU Raise / Remove / Safe-off (Speakers, Cameras, Smoke Detectors, WAPs) - E4																																			
RT80-430	Raise and Secure Lighting Fixtures - E4	3	24-Jun-24 A	25-Jun-24 A	■ Raise and Secure Lighting Fixtures - E4																																			
RT80-435	Isolate Lighting Circuits (as needed) - E4	3	25-Jun-24 A	26-Jun-24 A	■ Isolate Lighting Circuits (as needed) - E4																																			
RT80-460	FAU strap / support low voltage cables (spaghetti bowl) - E4	3	25-Jun-24 A	26-Jun-24 A	■ FAU strap / support low voltage cables (spaghetti bowl) - E4																																			
RT80-440	Remove / Safe - off grills and difussers - E4	3	26-Jun-24 A	27-Jun-24 A	■ Remove / Safe - off grills and difussers - E4																																			
RT80-455	Perform layout of new grid, lighting and devices - E4	1	18-Jul-24	18-Jul-24	■ Perform layout of new grid, lighting and devices - E4																																			
RT80-465	Install new ceiling grid - E4	5	19-Jul-24	25-Jul-24	■ Install new ceiling grid - E4																																			
RT80-470	FAU - Reinstall devices (Speakers, cameras, smoke detectors, WAPs) - E4	3	26-Jul-24	30-Jul-24	■ FAU - Reinstall devices (Speakers, cameras, smoke detectors, WAPs) - E4																																			
RT80-475	Install new grills and difussers - E4	3	26-Jul-24	30-Jul-24	■ Install new grills and difussers - E4																																			
RT80-480	Install new lighting - E4	3	26-Jul-24	30-Jul-24	■ Install new lighting - E4																																			
RT80-485	Install ceiling tile - E4	5	26-Jul-24	01-Aug-24	■ Install ceiling tile - E4																																			
RT80-490	Remove protection, clean windows, final clean all areas - E4	2	02-Aug-24	05-Aug-24	■ Remove protection, clean windows, final clean all areas - E4																																			
<b>East Level 3</b>																																								
RT80-495	Capture area (barricade, sign, covering, air scrubers, etc.) - E3	2	02-Aug-24	05-Aug-24	■ Capture area (barricade, sign, covering, air scrubers, etc.) - E3																																			
RT80-500	FAU Raise / Remove / Safe-off (Speakers, Cameras, Smoke Detectors, WAPs) - E3	3	06-Aug-24	08-Aug-24	■ FAU Raise / Remove / Safe-off (Speakers, Cameras, Smoke Detectors, WAPs) - E3																																			
RT80-505	Raise and Secure Lighting Fixtures - E3	3	06-Aug-24	08-Aug-24	■ Raise and Secure Lighting Fixtures - E3																																			
RT80-510	Isolate Lighting Circuits (as needed) - E3	3	06-Aug-24	08-Aug-24	■ Isolate Lighting Circuits (as needed) - E3																																			
RT80-515	Remove / Safe - off grills and difussers - E3	3	06-Aug-24	08-Aug-24	■ Remove / Safe - off grills and difussers - E3																																			
RT80-520	Removal and disposal of ceiling tiles - E3	3	06-Aug-24	08-Aug-24	■ Removal and disposal of ceiling tiles - E3																																			

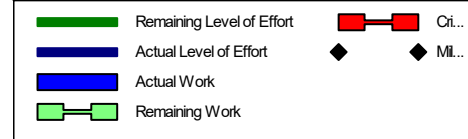
Remaining Level of Effort  
 Actual Level of Effort  
 Actual Work  
 Remaining Work  
 Ci...  
 ML...

FAU Library Deferred Maintenance Project



Date	Revision	Checked	Approved








Activity ID	Activity Name	Dur	Start	Finish	June 2024			July 2024				August 2024				September 2024				October 2024				November 2024				December 2024				January 2025				February 2025
					09	16	23	30	07	14	21	28	04	11	18	25	01	08	15	22	29	06	13	20	27	03	10	17	24	01	08	15	22	29	05	12
RT80-525	Demolition of ceiling grid - E3	4	09-Aug-24	14-Aug-24	Demolition of ceiling grid - E3																															
RT80-530	Perform layout of new grid, lighting and devices - E3	1	15-Aug-24	15-Aug-24	Perform layout of new grid, lighting and devices - E3																															
RT80-535	FAU strap / support low voltage cables (spaghetti bowl) - E3	3	15-Aug-24	19-Aug-24	FAU strap / support low voltage cables (spaghetti bowl) - E3																															
RT80-540	Install new ceiling grid - E3	5	20-Aug-24	26-Aug-24	Install new ceiling grid - E3																															
RT80-545	FAU - Reinstall devices (Speakers, cameras, smoke detectors, WAPs) - E3	3	27-Aug-24	29-Aug-24	FAU - Reinstall devices (Speakers, cameras, smoke detectors, WAPs) - E3																															
RT80-550	Install new grills and difussers - E3	3	27-Aug-24	29-Aug-24	Install new grills and difussers - E3																															
RT80-555	Install new lighting - E3	3	27-Aug-24	29-Aug-24	Install new lighting - E3																															
RT80-560	Install ceiling tile - E3	5	27-Aug-24	03-Sep-24	Install ceiling tile - E3																															
RT80-565	Remove protection, clean windows, final clean all areas - E3	2	04-Sep-24	05-Sep-24	Remove protection, clean windows, final clean all areas - E3																															
<b>East Level 2</b>																																				
RT80-570	Capture area (barricade, sign, covering, air scrubers, etc.) - E2	2	04-Sep-24	05-Sep-24	Capture area (barricade, sign, covering, air scrubers, etc.) - E2																															
RT80-575	FAU Raise / Remove / Safe-off (Speakers, Cameras, Smoke Detectors, WAPs) - E2	3	06-Sep-24	10-Sep-24	FAU Raise / Remove / Safe-off (Speakers, Cameras, Smoke Detectors, WAPs) - E2																															
RT80-580	Raise and Secure Lighting Fixtures - E2	3	06-Sep-24	10-Sep-24	Raise and Secure Lighting Fixtures - E2																															
RT80-585	Isolate Lighting Circuits (as needed) - E2	3	06-Sep-24	10-Sep-24	Isolate Lighting Circuits (as needed) - E2																															
RT80-590	Remove / Safe - off grills and difussers - E2	3	06-Sep-24	10-Sep-24	Remove / Safe - off grills and difussers - E2																															
RT80-595	Removal and disposal of ceiling tiles - E2	3	06-Sep-24	10-Sep-24	Removal and disposal of ceiling tiles - E2																															
RT80-600	Demolition of ceiling grid - E2	4	11-Sep-24	16-Sep-24	Demolition of ceiling grid - E2																															
RT80-605	Perform layout of new grid, lighting and devices - E2	1	17-Sep-24	17-Sep-24	Perform layout of new grid, lighting and devices - E2																															
RT80-610	FAU strap / support low voltage cables (spaghetti bowl) - E2	3	17-Sep-24	19-Sep-24	FAU strap / support low voltage cables (spaghetti bowl) - E2																															
RT80-615	Install new ceiling grid - E2	5	20-Sep-24	26-Sep-24	Install new ceiling grid - E2																															
RT80-620	FAU - Reinstall devices (Speakers, cameras, smoke detectors, WAPs) - E2	3	27-Sep-24	01-Oct-24	FAU - Reinstall devices (Speakers, cameras, smoke detectors, WAPs) - E2																															
RT80-625	Install new grills and difussers - E2	3	27-Sep-24	01-Oct-24	Install new grills and difussers - E2																															
RT80-630	Install new lighting - E2	3	27-Sep-24	01-Oct-24	Install new lighting - E2																															
RT80-635	Install ceiling tile - E2	5	27-Sep-24	03-Oct-24	Install ceiling tile - E2																															
RT80-640	Remove protection and clean all areas - E2	2	04-Oct-24	07-Oct-24	Remove protection and clean all areas - E2																															
<b>East Level 1</b>																																				
RT80-645	Capture area (barricade, sign, covering, air scrubers, etc.) - E1	2	04-Oct-24	07-Oct-24	Capture area (barricade, sign, covering, air scrubers, etc.) - E1																															
RT80-650	FAU Raise / Remove / Safe-off (Speakers, Cameras, Smoke Detectors, WAPs) - E1	3	08-Oct-24	10-Oct-24	FAU Raise / Remove / Safe-off (Speakers, Cameras, Smoke Detectors, WAPs) - E1																															
RT80-655	Raise and Secure Lighting Fixtures - E1	3	08-Oct-24	10-Oct-24	Raise and Secure Lighting Fixtures - E1																															
RT80-660	Isolate Lighting Circuits (as needed) - E1	3	08-Oct-24	10-Oct-24	Isolate Lighting Circuits (as needed) - E1																															
RT80-665	Remove / Safe - off grills and difussers - E1	3	08-Oct-24	10-Oct-24	Remove / Safe - off grills and difussers - E1																															
RT80-670	Removal and disposal of ceiling tiles - E1	3	08-Oct-24	10-Oct-24	Removal and disposal of ceiling tiles - E1																															
RT80-675	Demolition of ceiling grid - E1	4	11-Oct-24	16-Oct-24	Demolition of ceiling grid - E1																															
RT80-680	Perform layout of new grid, lighting and devices - E1	1	17-Oct-24	17-Oct-24	Perform layout of new grid, lighting and devices - E1																															
RT80-685	FAU strap / support low voltage cables (spaghetti bowl) - E1	3	17-Oct-24	21-Oct-24	FAU strap / support low voltage cables (spaghetti bowl) - E1																															
RT80-690	Install new ceiling grid - E1	5	22-Oct-24	28-Oct-24	Install new ceiling grid - E1																															
RT80-695	FAU - Reinstall devices (Speakers, cameras, smoke detectors, WAPs) - E1	3	29-Oct-24	31-Oct-24	FAU - Reinstall devices (Speakers, cameras, smoke detectors, WAPs) - E1																															
RT80-700	Install new grills and difussers - E1	3	29-Oct-24	31-Oct-24	Install new grills and difussers - E1																															
RT80-705	Install new lighting - E1	3	29-Oct-24	31-Oct-24	Install new lighting - E1																															
RT80-710	Install ceiling tile - E1	5	29-Oct-24	04-Nov-24	Install ceiling tile - E1																															
RT80-715	Remove protection and clean all areas - E1	2	05-Nov-24	06-Nov-24	Remove protection and clean all areas - E1																															
<b>West Level 3</b>																																				
RT80-720	Capture area (barricade, sign, covering, air scrubers, etc.) - W3	2	05-Nov-24	06-Nov-24	Capture area (barricade, sign, covering, air scrubers, etc.) - W3																															
RT80-725	FAU Raise / Remove / Safe-off (Speakers, Cameras, Smoke Detectors, WAPs) - W3	3	07-Nov-24	11-Nov-24	FAU Raise / Remove / Safe-off (Speakers, Cameras, Smoke Detectors, WAPs) - W3																															
RT80-730	Raise and Secure Lighting Fixtures - W3	3	07-Nov-24	11-Nov-24	Raise and Secure Lighting Fixtures - W3																															
RT80-735	Isolate Lighting Circuits (as needed) - W3	3	07-Nov-24	11-Nov-24	Isolate Lighting Circuits (as needed) - W3																															



Date	Revision	Checked	Approved



Activity ID	Activity Name	Dur	Start	Finish	June 2024			July 2024				August 2024				September 2024				October 2024				November 2024				December 2024				January 2025				February 2025	
					09	16	23	30	07	14	21	28	04	11	18	25	01	08	15	22	29	06	13	20	27	03	10	17	24	01	08	15	22	29	05	12	19
RT80-1030	Windows repair and frames painting (N1,N2.N3.N4,N5,N6,N7,N8)	24	03-Jun-24 A	02-Aug-24	Windows repair and frames painting (N1,N2.N3.N4,N5,N6,N7,N8)																																
<b>East Elevation</b>																																					
RT80-1035	Windows repair and frames painting (E9)	38	03-Aug-24	16-Sep-24	Windows repair and frames painting (E9)																																
<b>South Elevation</b>																																					
RT80-1040	Windows repair and frames painting (S10,S11,S12,S13,S14,S15,S16)	39	05-Aug-24	27-Sep-24	Windows repair and frames painting (S10,S11,S12,S13,S14,S15,S16)																																
<b>West Elevation</b>																																					
RT80-1045	Windows repair and frames painting (W17)	10	30-Sep-24	11-Oct-24	Windows repair and frames painting (W17)																																
<b>Clerestory</b>																																					
RT80-1050	Windows repair and frames painting (C18,C19,C20)	4	23-May-24 A	15-Jun-24 A	Windows repair and frames painting (C18,C19,C20)																																
<b>East Building</b>																																					
RT80-1055	East building SCO (Sealant / Masonry Sealer)	42	03-Jul-24	30-Aug-24	East building SCO (Sealant / Masonry Sealer)																																
<b>AHUs Replacement</b>																																					
RT80-945	AHUs Replacement	20	15-Jan-25	11-Feb-25	AHUs Replacement																																

 Remaining Level of Effort   
 Ci...  
 Actual Level of Effort   
   
 ML...  
 Actual Work  
 Remaining Work



Date	Revision	Checked	Approved