

## How to access “Bloomberg BNA Tax and Accounting” from off-campus

To access the Bloomberg BNA Tax and Accounting resource off-campus, you will need to create an account with **Bloomberg BNA Tax and Accounting**.

**Note: These instructions below only apply to off campus users only.**

### STEP I

Use the link below. It will first lead you to the login for the FAU Libraries Off Campus Connect service:  
<https://go.openathens.net/redirector/fau.edu?url=https%3A%2F%2Fpublisher.lib.fau.edu%2Fbna>



#### Choose how to sign in

---

**Florida Atlantic University**

Sign in at Florida Atlantic University (Libraries)



---

**Palm Beach State College (Onsite FAU Campus Access ONLY)**

Sign in at Florida Atlantic University (Libraries)



---

**Sign in with your OpenAthens guest account**

Sign in with your OpenAthens guest account (personal/access)



By using this site you agree to us setting cookies. Please see our [privacy and cookie information](#).

Powered by  OpenAthens

## STEP 2

After successfully logging in to Off Campus Connect, you will see the **Bloomberg BNA Tax and Accounting** registration form. Fill in the form, **making sure you use your FAU email address.**

### Bloomberg Tax

## Academic Self Registration

### FLORIDA ATLANTIC UNIV LIB

This registration is intended to provide access on a semester by semester basis. Subsequently, access will automatically discontinue for the Spring semester on June 30th and for the Fall semester on December 31st. Re-registration for additional semesters is required.

Enter your name and school email address below to set up a **Bloomberg Tax** account. You'll receive an email to the address provided to verify your account. If you need assistance, please reach out to our 24/7 Help Desk at **(833) 697-9559**.

Email <input type="text"/>	Confirm Email <input type="text"/>	First Name <input type="text"/>	Last Name <input type="text"/>
Role -Select One- <input type="text"/>	Degree -Select One- <input type="text"/>	Job Type -Select One- <input type="text"/>	
<input type="checkbox"/> Not a Resident of USA <a href="#">?</a>			
<a href="#">Clear Form</a>			<a href="#">Register</a>

**Note:** Once you click the green “Register” button, the fields will clear with no indication of a successful registration but that is fine. You do not need to fill out the form twice. If you fill out the form again, you will receive a message like the one below:


Other <input type="text"/>	BA <input type="text"/>	Library Director/Library Staff <input type="text"/>	
<input type="checkbox"/> Not a Resident of USA <a href="#">?</a>			
<b>User [redacted]@fau.edu has already been activated for this product.</b>			<a href="#">Clear Form</a> <a href="#">Register</a>

## STEP 3

After filling out the registration form you will receive an email from **Bloomberg BNA Tax and Accounting** that looks like the snapshot below. Please click the link in this email to create a password with **Bloomberg BNA Tax and Accounting**.

**Bloomberg  
Industry Group**

**Account Activation**




Welcome to a new Bloomberg Tax experience!

Your organization's subscription is being transitioned to the enhanced Bloomberg Tax with improved functionality and expanded content. We are providing you with early access to the new platform to give you ample time to get acclimated.

To get started, go to the following link:

**Bloomberg Tax**  
[www.bloomberglaw.com/product/tax](http://www.bloomberglaw.com/product/tax)

Login with your Bloomberg Industry Group Username & Password:

Username:   
[Create / Reset Your Password](#)

We are pleased to provide the following tools to help you get the most out of your Bloomberg Tax subscription:

[Quick product video tutorials >>](#)  
[On demand training >>](#)  
[Quick reference card >>](#)

If you need assistance accessing your account or have any questions, please contact us at 800.372.1033. We appreciate your business and look forward to servicing your needs.


Thank you,  
The Bloomberg Tax Team  
Bloomberg Industry Group  
1801 S. Bell Street  
Arlington, VA


## STEP 4

Once your account is set with **Bloomberg BNA Tax and Accounting**, go to the URL mentioned in the email ( [https://go.bloombergtax.com/product/tax/page/page\\_federal](https://go.bloombergtax.com/product/tax/page/page_federal) ) to login to.

**Bloomberg Tax****Bloomberg Law: Tax**[Request Demo](#)

**ENTER YOUR USERNAME & PASSWORD**  
Username  
  
**Using single sign-on? Enter a username and click Sign In. No password required.**  
Password  
  
☐ Remember Password  
**SIGN IN**  
[Forgot Your Password?](#)

 **Contact Our 24/7 Customer Support**  
Our 24/7 support team is here to assist. Phone Number: 1-833-697-9559

 **Product Support & Training**  
[Quick Reference Card](#) | [Product Training Video](#)

**Bloomberg Tax**  
**MORE INFORMATION**  
[About Us](#)  
[Contact Us](#)

**24 / 7 Help Desk**  
1-833-697-9559  
[help@bloombergtax.com](mailto:help@bloombergtax.com)

Success! You now have access to **Bloomberg BNA Tax and Accounting**.

The screenshot displays the Bloomberg Tax website interface. At the top, a dark navigation bar contains links: "Go To Products", "Workspaces", "Research Trail", "Downloads", "Alerts", "Saved for Later", and "Logout". Below this is a blue header with the "Bloomberg Tax" logo and icons for "FEDERAL", "STATE", "INTERNATIONAL", "DAILY TAX REPORT", and "ADVANCED SEARCH". A secondary navigation bar shows "Federal" selected, with "Advanced" and a search icon. The main content area is titled "FEDERAL" with a "Set as Homepage" link. It features two search boxes: "GO TO PORTFOLIO BY NUMBER/NAME" with a text input field and a search icon, and "GO TO DOCUMENT" with a "Source" dropdown menu (set to "Internal Revenue Code"), a "Cite" input field (containing "ex: 355"), and a green "GO" button.

Save this URL ([https://go.bloombergtax.com/product/tax/page/page\\_federal](https://go.bloombergtax.com/product/tax/page/page_federal)) for all future access to the **Bloomberg BNA Tax and Accounting** Resource off campus.